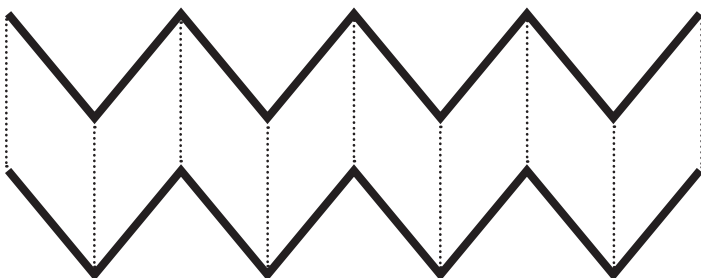



*We have been looking at you the wrong way round.
We still do. To the gardeners of the sky.*

Gracia Haby & Louise Jennison
2020




Print on an A4 sheet of paper. You may have to reduce the print scale to 95%.

Cut away the white paper, leaving only the image in the middle.

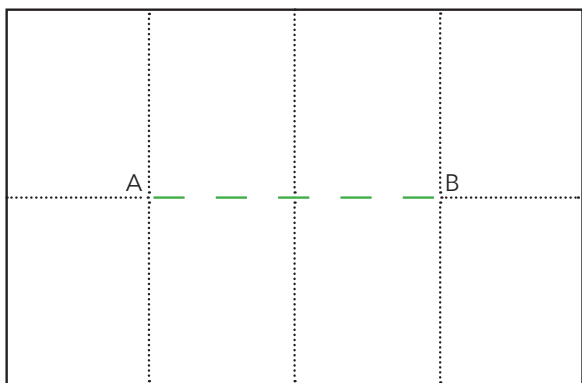
Fold your printed bat image in half and then in half again and again until you have eight concertina panels.

Enjoy! Post! Share!



In the MET there is a "Pit from a Balanites tree with a hole caused by a rodent", ca. 2381-2323 B.C., Old Kingdom, on view in Gallery 100.

Gracia Haby & Louise Jennison
2020





Print on an A4 sheet of paper (print at 100% and centered on page).

Fold in half along the long side, then unfold. Fold in half along the shorter side, then in half again and again, then unfold completely.

Cut a line along the middle fold between points A and B (green dashed line). Fold into a star shape then bring the covers into position so you have a small booklet.

Enjoy! Post! Share!



In the MET there is a "Pit from a Balanites tree with a hole caused by a rodent", ca. 2381-2323 B.C., Old Kingdom, on view in Gallery 100.
gracialouise.com
Gracia Haby & Louise Jennison, 2020

